

# Commonly Used Birth Control Methods: Popularity vs. Effectiveness

## BIRTH CONTROL PILLS

**27.2%**

Of women report using




Of those using this method, **9%** experienced unintended pregnancy

## CONDOMS

**20.3%**

Of women report using




Of those using this method, **18-21%** experienced unintended pregnancy

## WITHDRAWAL METHOD

**12.8%**

Of women report using



Of those using this method, **22%** experienced unintended pregnancy

## INTRAUTERINE DEVICE (IUD)

**6.4%**

Of women report using



Of those using this method, **0.8%** experienced unintended pregnancy

## BIRTH CONTROL SHOT

**4.2%**

Of women report using




Of those using this method, **6%** experienced unintended pregnancy

## FERTILITY BASED AWARENESS METHOD

**4.0%**

Of women report using



Of those using this method, **24%** experienced unintended pregnancy

## VAGINAL RING

**2.2%**

Of women report using




Of those using this method, **9%** experienced unintended pregnancy

## BIRTH CONTROL IMPLANT

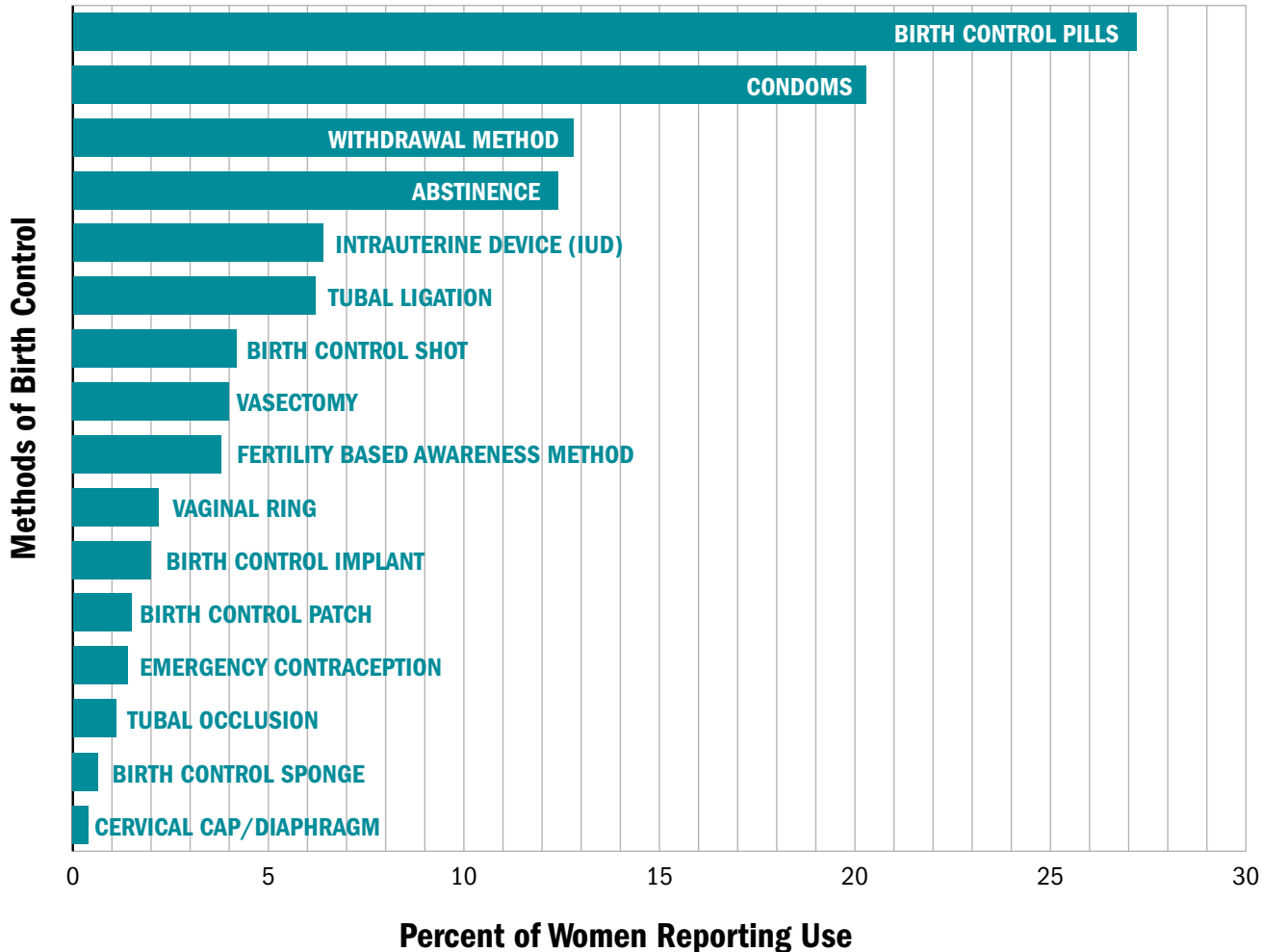
**1.8%**

Of women report using



Of those using this method, **0.05%** experienced unintended pregnancy

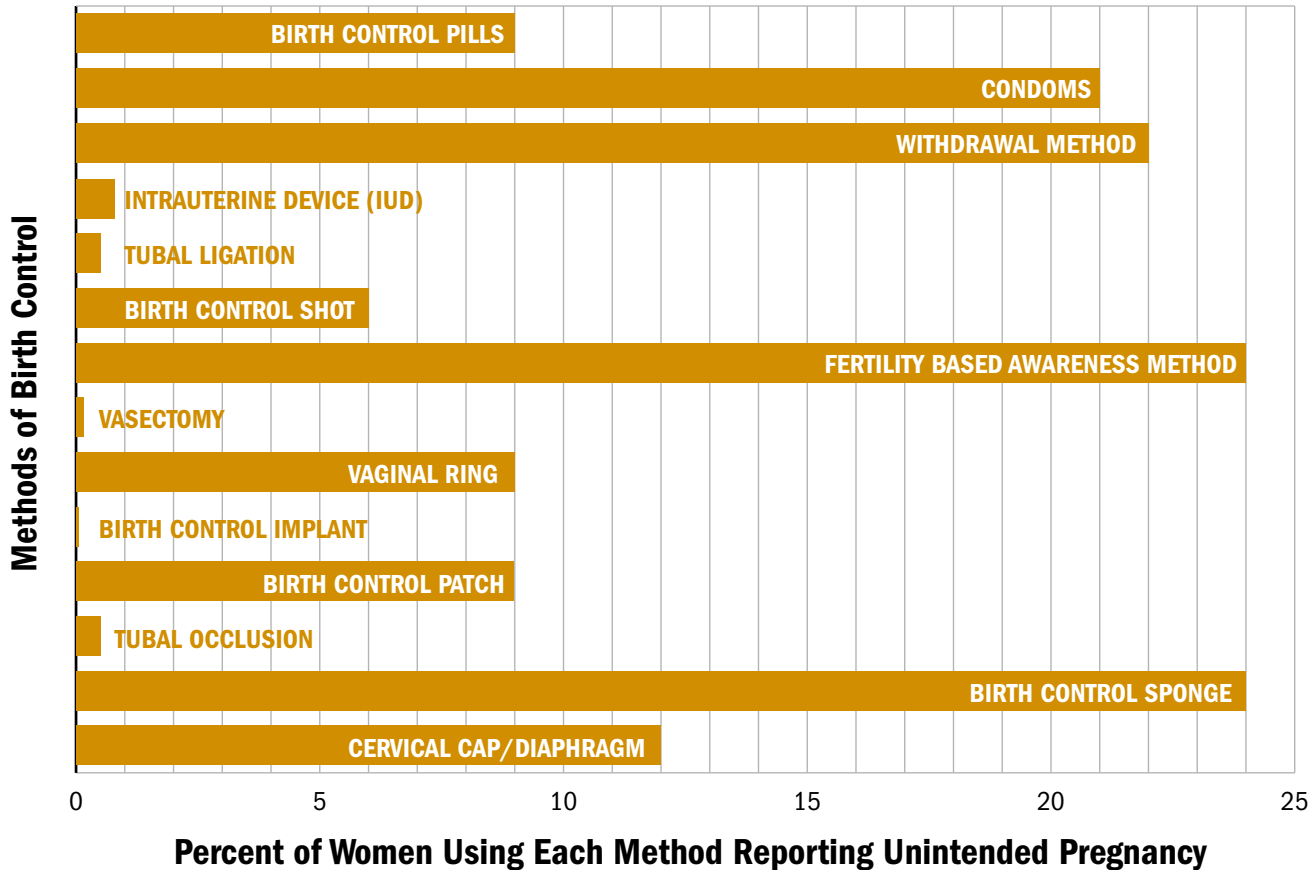
# Birth Control Methods: Most Popular by Use



© 2013 American College of Nurse-Midwives

Source: Women's Healthcare Experiences and Perceptions: Survey Spotlights Family Planning and Contraception, October 2013

# Birth Control Methods: Effectiveness Measured by Unintended Pregnancies



© 2013 American College of Nurse-Midwives

Source: Centers for Disease Control and Prevention (CDC), <http://1.usa.gov/1e37WsX>

CDC did not provide data on Abstinence and Emergency Contraception Rate